

SNOWMOBILE TRACKS

2009-2010 CATALOG



camoplast

Get the right track for the

Any snowmobiler can improve the performance and safety of his or her machine with a new track. And a new track is much less expensive than a new sled. That's why we encourage riders to Make it Happen with a new Camoplast track.


Why change your track?

- 1** Improved traction for better acceleration, braking, and handling
- 2** Improved floatation and traction for better deep snow performance
- 3** Better top speed
- 4** Improved fuel mileage from more efficient tracks

And all without voiding your new machine warranty!



CAMOPLAST SNOW



ICE TECH

Improve traction on ice and hard pack snow with our exclusive Ice Control Enhancement (ICE) Technology. It's the only turn key solution to performance and safety improvements.

- Track is pre-studded at the factory - eliminates tedious, time consuming work
- Improves acceleration, braking, and handling on ice and hard pack
- Light weight because lug studs add less than one pound - and that saves gas
- Economical - costs less than a new standard track with conventional studs
- No stud maintenance required
- Camoplast warranty protection

Tested by Camoplast engineering team

way you ride!

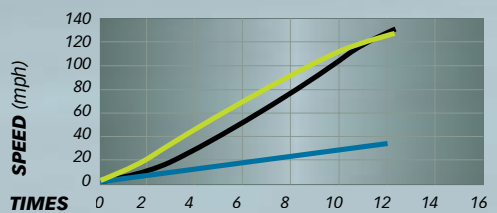
TRACK TECHNOLOGIES

SHARP TIP LUG STUD

Proprietary sharp tip lug studs grip ice and hard pack for extra traction.

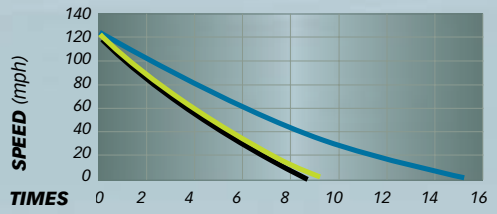
ICE Technology track performance during acceleration compared to conventional studs and no studs

ACCELERATION




ICE Technology track performance during braking compared to conventional studs and no studs

BRAKE



ICE TECH TRACKS ■ 96 PUSH THROUGH STUDS ■ NO STUDS


Tested by Camoplast engineering team



TRACKtion CONTROL SYSTEM™

Our pre-holed tracks are specifically engineered to handle the added stresses of conventional track studs. Co-developed with the leading track stud manufacturer, TRACKtion Control System tracks provide a reliable platform for maximum performance and safety in icy conditions.

- No drilling required - easy stud installation
- Precise hole layout - insures well balanced installation with many scratch lines
- Track belting enhanced for studding - adds extra durability
- Camoplast warranty protection



SINGLE-PLY CONSTRUCTION*

Advanced technology thin tracks with reduced internal friction have less rolling resistance and consume less horsepower so more power is transferred to the snow.

- Lighter weight
- Improved top speed
- Better fuel economy

* Patent pending



Put the power on the snow



HACKSAW™

RIPSAW™ DERIVATIVE FEATURING CRESCENT PROFILES WITH RECESSED TIPS AND CUTTING EDGES FOR HARD PACKED SNOW. EXCELLENT HANDLING CHARACTERISTICS.

	MODEL	DIMENSIONS	LUG HEIGHT	WEIGHT	DRIVE PITCH	CLIP CONFIG
	9009H	15" x 121" (38 cm x 307 cm)	1" (25 mm)	33 lbs (15 kg)	2.52" (64 mm)	Every 3 rd / open windows
	9010H	15" x 136" (38 cm x 345 cm)	1" (25 mm)	38 lbs (17 kg)	2.52" (64 mm)	Full
■	9010H162	15" x 136" (38 cm x 345 cm)	1" (25 mm)	38 lbs (17 kg)	2.52" (64 mm)	Full
	9027H	14" x 121" (36 cm x 307 cm)	1" (25 mm)	32 lbs (15 kg)	2.52" (64 mm)	Full
■	9043H144	15" x 121" (38 cm x 307 cm)	1" (25 mm)	36 lbs (16 kg)	2.52" (64 mm)	Full
	9110H	14" x 128" (36 cm x 325 cm)	1" (25 mm)	34 lbs (15 kg)	2.52" (64 mm)	Full
NEW!	■ 9147H	15" x 121" (38 cm x 307 cm)	1" (25 mm)	32 lbs (15 kg)	2.52" (64 mm)	Every 3 rd / open windows
	9960H	13.5" x 128" (34 cm x 325 cm)	1" (25 mm)	31 lbs (14 kg)	2.52" (64 mm)	Every 3 rd / closed windows



RIPSAW™




HIGHLY AGGRESSIVE WITH ANGLED PROFILES FOR OUTSTANDING FORWARD AND LATERAL BITE. SUPERIOR HANDLING AND ACCELERATION IN A WIDE VARIETY OF SNOW CONDITIONS.

	9001H	13.5" x 128" (34 cm x 325 cm)	1.25" (32 mm)	34 lbs (15 kg)	2.52" (64 mm)	Every 3 rd / closed windows
	9040H	15" x 128" (38 cm x 325 cm)	1.25" (32 mm)	41 lbs (19 kg)	2.52" (64 mm)	Full
■	9048H	15" x 120" (38 cm x 305 cm)	1" (25 mm)	31 lbs (14 kg)	2.86" (73 mm)	Full
■	9049H	15" x 120" (38 cm x 305 cm)	1.25" (32 mm)	33 lbs (15 kg)	2.86" (73 mm)	Full
■	9080H	15" x 137" (38 cm x 348 cm)	1.25" (32 mm)	38 lbs (17 kg)	2.86" (73 mm)	Full
NEW!	■ 9146H	15" x 121" (38 cm x 307 cm)	1.25" (32 mm)	35 lbs (16 kg)	2.52" (64 mm)	Every 3 rd / open windows
NEW!	9148H	15" x 120" (38 cm x 305 cm)	1" (25 mm)	32 lbs (15 kg)	2.86" (73 mm)	Full
NEW!	9149H	15" x 120" (38 cm x 305 cm)	1.25" (32 mm)	34 lbs (15 kg)	2.86" (73 mm)	Full
	9921H	15" x 121" (38 cm x 307 cm)	1.25" (32 mm)	36 lbs (16 kg)	2.52" (64 mm)	Every 3 rd / closed windows
	9922H	15" x 136" (38 cm x 345 cm)	1.25" (32 mm)	40 lbs (18 kg)	2.52" (64 mm)	Every 3 rd / closed windows
	9968H	15" x 121" (38 cm x 307 cm)	1.25" (32 mm)	39 lbs (18 kg)	2.52" (64 mm)	Full
■	9968H144	15" x 121" (38 cm x 307 cm)	1.25" (32 mm)	39 lbs (18 kg)	2.52" (64 mm)	Full
	9969H	15" x 136" (38 cm x 345 cm)	1.25" (32 mm)	43 lbs (20 kg)	2.52" (64 mm)	Full
■	9969H162	15" x 136" (38 cm x 345 cm)	1.25" (32 mm)	43 lbs (20 kg)	2.52" (64 mm)	Full

Put the power you have on the snow, not out under the snow flap. Don't void your warranty coverage with engine modifications when a track upgrade will make better use of the power you already have and retain your warranty protection.




No matter what it's age, give your performance sled more go on the snow with a Camoplast high performance trail track.



	MODEL	DIMENSIONS	LUG HEIGHT	WEIGHT	DRIVE PITCH	CLIP CONFIG
 <p>ICE ATTAH™ FACTORY PRE-STUDDED HACKSAW™ DERIVATIVE PROVIDES SUPERIOR HANDLING AND CONTROL ON HARD PACKED TRAILS.</p> <p>NEW! 1.375" LUG HEIGHT</p>	9028H	15" x 121" (38 cm x 307 cm)	1.063" (27 mm)	38 lbs (17 kg)	2.52" (64 mm)	Full
	9029H	15" x 136" (38 cm x 345 cm)	1.063" (27 mm)	43 lbs (20 kg)	2.52" (64 mm)	Full
	9037H	15" x 128" (38 cm x 325 cm)	1.063" (27 mm)	40 lbs (18 kg)	2.52" (64 mm)	Full
	9106H	15" x 144" (38 cm x 366 cm)	1.063" (27 mm)	45 lbs (20 kg)	2.52" (64 mm)	Full
	NEW! 9136H	15" x 120" (38 cm x 305 cm)	1.375" (35 mm)	41 lbs (19 kg)	2.86" (73 mm)	Full
	NEW! 9137H	15" x 137" (38 cm x 348 cm)	1.375" (35 mm)	47 lbs (21 kg)	2.86" (73 mm)	Full
	NEW! 9138H	15" x 146" (38 cm x 371 cm)	1.375" (35 mm)	50 lbs (23 kg)	2.86" (73 mm)	Full
 <p>ICE RIPPER XT™ FACTORY PRE-STUDDED RIPSAW™ DERIVATIVE PROVIDES SUPERIOR HANDLING, ACCELERATION, AND BRAKING ON A WIDE VARIETY OF SNOW AND ICE SURFACES.</p>	9041H	15" x 120" (38 cm x 305 cm)	1.25" (32 mm)	36 lbs (16 kg)	2.86" (73 mm)	Full
	9042H	15" x 137" (38 cm x 348 cm)	1.25" (32 mm)	40 lbs (18 kg)	2.86" (73 mm)	Full
	9077H	15" x 121" (38 cm x 307 cm)	1.25" (32 mm)	39 lbs (18 kg)	2.52" (64 mm)	Full
	9078H	15" x 128" (38 cm x 325 cm)	1.25" (32 mm)	42 lbs (19 kg)	2.52" (64 mm)	Full
	9079H	15" x 136" (38 cm x 345 cm)	1.25" (32 mm)	44 lbs (20 kg)	2.52" (64 mm)	Full
	 <p>COBRA™ NEXT GENERATION HIGH-PERFORMANCE TRAIL TRACK WITH CUPPED LUGS GIVES BETTER ACCELERATION IN SOFT OR LOOSE SNOW, YET WITHOUT SACRIFICING TOP END SPEED OR THE ABILITY TO SLIDE THE BACK END.</p>	9052H	15" x 121" (38 cm x 307 cm)	1.352" (34 mm)	37 lbs (17 kg)	2.52" (64 mm)
9061H		15" x 136" (38 cm x 345 cm)	1.352" (34 mm)	42 lbs (19 kg)	2.52" (64 mm)	Full
9081H		15" x 128" (38 cm x 325 cm)	1.352" (34 mm)	40 lbs (18 kg)	2.52" (64 mm)	Full
9092H		15" x 120" (38 cm x 305 cm)	1.352" (34 mm)	33 lbs (15 kg)	2.86" (73 mm)	Full
9093H		15" x 137" (38 cm x 348 cm)	1.352" (34 mm)	38 lbs (17 kg)	2.86" (73 mm)	Full
9107H		15" x 144" (38 cm x 366 cm)	1.352" (34 mm)	44 lbs (20 kg)	2.52" (64 mm)	Full
9120H		15" x 146" (38 cm x 371 cm)	1.352" (34 mm)	40 lbs (18 kg)	2.86" (73 mm)	Full






The ditch banger's advantage

	MODEL	DIMENSIONS	LUG HEIGHT	WEIGHT	DRIVE PITCH	CLIP CONFIG
 INTENSE™ AGGRESSIVE PERFORMANCE ON AND OFF THE TRAIL FOR STANDARD LENGTH APPLICATIONS. THE DITCH BANGERS DELIGHT.	9108C	15" x 136" (38 cm x 345 cm)	1.5" (38 mm)	41 lbs (19 kg)	2.52" (64 mm)	Full
	9930C	15" x 121" (38 cm x 307 cm)	1.5" (38 mm)	39 lbs (18 kg)	2.52" (64 mm)	Full
 CROSSOVER™ AGGRESSIVE LONG TRACK PERFORMANCE ON AND OFF-TRAIL.	9003C	15" x 144" (38 cm x 366 cm)	1.5" (38 mm)	50 lbs (23 kg)	2.52" (64 mm)	Full
	9004C	15" x 151" (38 cm x 384 cm)	1.5" (38 mm)	52 lbs (24 kg)	2.52" (64 mm)	Full
	9005C	15" x 159" (38 cm x 404 cm)	1.5" (38 mm)	51 lbs (23 kg)	2.52" (64 mm)	Every 3 rd / open windows
 RIPSAW 1.5™ THE INDUSTRY'S MOST POPULAR PROFILE FOR ON AND OFF-TRAIL USE.	9045C	15" x 128" (38 cm x 325 cm)	1.5" (38 mm)	40 lbs (18 kg)	2.52" (64 mm)	Every 3 rd / open windows
	■ 9075C	15" x 120" (38 cm x 305 cm)	1.5" (38 mm)	37 lbs (17 kg)	2.86" (73 mm)	Full
	■ 9076C	15" x 137" (38 cm x 348 cm)	1.5" (38 mm)	42 lbs (19 kg)	2.86" (73 mm)	Full
	9112C	15" x 121" (38 cm x 307 cm)	1.5" (38 mm)	41 lbs (19 kg)	2.52" (64 mm)	Full
	9113C	15" x 136" (38 cm x 345 cm)	1.5" (38 mm)	46 lbs (21 kg)	2.52" (64 mm)	Full



Off trail means rough riding. You need a tough track with extra traction for ditch line running, boondocking, and cross-country racing in deep snow and unprepared or non-maintained conditions. Give your crossover or trail sled a big performance boost where it really counts with a Camoplast cross country track.

	MODEL	DIMENSIONS	LUG HEIGHT	WEIGHT	DRIVE PITCH	CLIP CONFIG
 RIPSAW 1.75™ THE INDUSTRY'S MOST POPULAR PROFILE WITH AN EXTRA TALL LUG FOR PRIMARILY OFF-TRAIL USE.	■ 9095C	15" x 120" (38 cm x 305 cm)	1.75" (44 mm)	42 lbs (19 kg)	2.86" (73 mm)	Full
	■ 9096C	15" x 137" (38 cm x 348 cm)	1.75" (44 mm)	49 lbs (22 kg)	2.86" (73 mm)	Full
	■ 9121C	15" x 146" (38 cm x 371 cm)	1.75" (44 mm)	52 lbs (24 kg)	2.86" (73 mm)	Full
	■ 9140C	15" x 121" (38 cm x 307 cm)	1.75" (44 mm)	40 lbs (18 kg)	2.52" (64 mm)	Full
 BACKCOUNTRY™ SNOCROSS-INSPIRED LUGS BITE "BIG" IN DEEP, SOFT, UNTRAVELED SNOW.	NEW! ■ 9141C	15" x 128" (38 cm x 325 cm)	1.75" (44 mm)	42 lbs (19 kg)	2.52" (64 mm)	Full
	NEW! ■ 9142C	15" x 136" (38 cm x 345 cm)	1.75" (44 mm)	44 lbs (20 kg)	2.52" (64 mm)	Full
	NEW! ■ 9143C	15" x 144" (38 cm x 366 cm)	1.75" (44 mm)	46 lbs (21 kg)	2.52" (64 mm)	Full
	■ 9070C	16" x 137" (41 cm x 348 cm)	1.75" (44 mm)	45 lbs (20 kg)	2.86" (73 mm)	Full
 CHALLENGER TRAIL™ DEEPER LUG DESIGN FOR MAXIMUM ON AND OFF-TRAIL EXPLORING.	■ 9069C	16" x 120" (41 cm x 305 cm)	1.75" (44 mm)	39 lbs (18 kg)	2.86" (73 mm)	Full
	■ 9933C	16" x 136" (41 cm x 345 cm)	1.75" (44 mm)	48 lbs (22 kg)	2.52" (64 mm)	Full

The vertical challenge requires superior traction to handle the sharp slopes and bottomless powder of high country riding. Take your mountain sled to new heights with a Camoplast tall lug track.

Traction for the steep and deep

2 YEAR WARRANTY



CHALLENGER™

THE BENCHMARK OF MOUNTAIN TRACKS.

MODEL	DIMENSIONS	LUG HEIGHT	WEIGHT	DRIVE PITCH	CLIP CONFIG
■ 9064M	16" x 146" (41 cm x 371 cm)	2.313" (59 mm)	49 lbs (22 kg)	2.86" (73 mm)	Full
■ 9065M	16" x 154" (41 cm x 391 cm)	2.313" (59 mm)	53 lbs (24 kg)	2.86" (73 mm)	Full
■ 9066M	16" x 163" (41 cm x 414 cm)	2.313" (59 mm)	57 lbs (26 kg)	2.86" (73 mm)	Full
■ 9086M	15" x 137" (38 cm x 348 cm)	2" (51 mm)	44 lbs (20 kg)	2.86" (73 mm)	Full
■ 9087M	15" x 146" (38 cm x 371 cm)	2" (51 mm)	48 lbs (22 kg)	2.86" (73 mm)	Full
■ 9088M	15" x 154" (38 cm x 391 cm)	2" (51 mm)	51 lbs (23 kg)	2.86" (73 mm)	Full
9797M	15" x 136" (38 cm x 345 cm)	2" (51 mm)	50 lbs (23 kg)	2.52" (64 mm)	Full
9798M	15" x 121" (38 cm x 307 cm)	2" (51 mm)	45 lbs (20 kg)	2.52" (64 mm)	Full
9875M	15" x 144" (38 cm x 366 cm)	2" (51 mm)	51 lbs (23 kg)	2.52" (64 mm)	Full
9876M	15" x 151" (38 cm x 384 cm)	2" (51 mm)	54 lbs (24 kg)	2.52" (64 mm)	Full
9984M	15" x 141" (38 cm x 358 cm)	2.25" (57 mm)	47 lbs (21 kg)	3" (76 mm)	Every 2 nd / open windows
9985M	15" x 153" (38 cm x 389 cm)	2.25" (57 mm)	50 lbs (23 kg)	3" (76 mm)	Every 2 nd / open windows
9986M	15" x 162" (38 cm x 411 cm)	2.25" (57 mm)	53 lbs (24 kg)	3" (76 mm)	Every 2 nd / open windows



CHALLENGER EXTREME™

BIGGER REALLY IS BETTER.


9035M	15" x 174" (38 cm x 442 cm)	2.5" (64 mm)	63 lbs (29 kg)	3" (76 mm)	Full	
9036M	16" x 174" (41 cm x 442 cm)	2.5" (64 mm)	67 lbs (30 kg)	3" (76 mm)	Full	
■ 9102M	16" x 154" (41 cm x 391 cm)	2.5" (64 mm)	59 lbs (27kg)	2.86" (73 mm)	Full	
■ 9103M	16" x 163" (41 cm x 414 cm)	2.5" (64 mm)	61 lbs (28 kg)	2.86" (73 mm)	Full	
■ 9104M	15" x 154" (38 cm x 391 cm)	2.5" (64 mm)	55 lbs (25 kg)	2.86" (73 mm)	Full	
■ 9105M	15" x 163" (38 cm x 414 cm)	2.5" (64 mm)	57 lbs (26 kg)	2.86" (73 mm)	Full	
NEW!	9115M	16" x 174" (41 cm x 442 cm)	3" (76 mm)	75 lbs (34 kg)	3" (76 mm)	Full
NEW!	9116M	16" x 162" (41 cm x 411 cm)	3" (76 mm)	71 lbs (32 kg)	3" (76 mm)	Full
NEW!	■ 9144M	16" x 146" (41 cm x 371 cm)	2.5" (64 mm)	56 lbs (25 kg)	2.86" (73 mm)	Full
NEW!	■ 9145M	15" x 146" (38 cm x 371 cm)	2.5" (64 mm)	52 lbs (24 kg)	2.86" (73 mm)	Full
	9943M	15" x 162" (38 cm x 411 cm)	2.5" (64 mm)	59 lbs (27 kg)	3" (76 mm)	Full
	9944M	16" x 162" (41 cm x 411 cm)	2.5" (64 mm)	62 lbs (28 kg)	3" (76 mm)	Full
	9974M	15" x 156" (38 cm x 396 cm)	2.5" (64 mm)	57 lbs (26 kg)	3" (76 mm)	Full


This picture is showing the Challenger Extreme™ # 9104M, 9105M and 9145M with center window feature.



Piling up the big miles requires a reliable track because you can't afford a failure when it's a hundred miles to the next stop. Treat your big mile sled to a reliable, high-value Camoplast touring track and enjoy the ride.

Long haul reliability




	MODEL	DIMENSIONS	LUG HEIGHT	WEIGHT	DRIVE PITCH	CLIP CONFIG
 DURASPORT 725™ DURABLE FULL BLOCK DESIGN FOR PACKED TRAILS.	9783T	15" x 136" (38 cm x 345 cm)	0.725" (18 mm)	41 lbs (19 kg)	2.52" (64 mm)	Full
	9791T	15" x 121" (38 cm x 307 cm)	0.725" (18 mm)	36 lbs (16 kg)	2.52" (64 mm)	Full
	9796T	15" x 116" (38 cm x 295 cm)	0.725" (18 mm)	37 lbs (17 kg)	2.52" (64 mm)	Full

 ENERGY™ LIGHT WEIGHT, ECONOMICAL GENERAL REPLACEMENT TRACK.	9793T	15" x 121" (38 cm x 307 cm)	1" (25 mm)	32 lbs (15 kg)	2.52" (64 mm)	Every 3 rd / closed windows
	■ 9793T144	15" x 121" (38 cm x 307 cm)	1" (25 mm)	32 lbs (15 kg)	2.52" (64 mm)	Every 3 rd / closed windows
	9794T	15" x 136" (38 cm x 345 cm)	1" (25 mm)	36 lbs (16 kg)	2.52" (64 mm)	Every 3 rd / closed windows



Getting the winter work done requires performance and durability. Big footprints for better floatation and aggressive lugs for better traction insure that Camoplast utility tracks will be up to the task when there's a tough job to be done.

Working for a living

	MODEL	DIMENSIONS	LUG HEIGHT	WEIGHT	DRIVE PITCH	CLIP CONFIG	
 EXPLORE™ FULL BLOCK EXTRA TRACTION PROFILE.	9806U	15" x 156" (38 cm x 396 cm)	1" (25 mm)	49 lbs (22 kg)	2.52" (64 mm)	Full	
	 ICE WIDE TRACK™ UNMATCHED TRACTION FOR ICE AND HARD PACKED SURFACES.	■ 9008U	20" x 156" (51 cm x 396 cm)	1.25" (32 mm)	72 lbs (33 kg)	2.52" (64 mm)	Full
 RIPSAW FULL™ HIGHLY AGGRESSIVE FULL PROFILE FOR FORWARD TRACTION.		9002U	20" x 156" (51 cm x 396 cm)	1.25" (32 mm)	68 lbs (31 kg)	2.52" (64 mm)	Full
		NEW! ■ 9089U	20" x 154" (51 cm x 391 cm)	1.375" (35 mm)	66 lbs (30 kg)	2.86" (73 mm)	Full

Our racing tracks lead to victory!



ASPHALT DRAG™ NO PROFILE SOFT RUBBER FOR ULTIMATE TRACTION ON PAVEMENT.




MODEL	DIMENSIONS	LUG HEIGHT	WEIGHT	DRIVE PITCH	CLIP CONFIG
9895R	10.625" x 121" (27 cm x 307 cm)	0.625" (16 mm)	33 lbs (15 kg)	2.52" (64 mm)	No windows / clips
9896R	10.625" x 128" (27 cm x 325 cm)	0.625" (16 mm)	35 lbs (16 kg)	2.52" (64 mm)	No windows / clips
9897R	10.625" x 136" (27 cm x 345 cm)	0.625" (16 mm)	37 lbs (17 kg)	2.52" (64 mm)	No windows / clips



GRASS / ICE DRAG™ LOW PROFILE LIGHT WEIGHT FOR ACCELERATION RACING.

9084R	13.5" x 144" (34 cm x 366 cm)	0.525" (13 mm)	35 lbs (16 kg)	2.52" (64 mm)	Full
9810R	15" x 121" (38 cm x 307 cm)	0.525" (13 mm)	28 lbs (13 kg)	2.52" (64 mm)	No windows / clips
9811R	15" x 121" (38 cm x 307 cm)	0.525" (13 mm)	33 lbs (15 kg)	2.52" (64 mm)	Full
9862R	15" x 136" (38 cm x 345 cm)	0.525" (13 mm)	37 lbs (17 kg)	2.52" (64 mm)	Full
9902R	13.5" x 128" (34 cm x 325 cm)	0.525" (13 mm)	33 lbs (15 kg)	2.52" (64 mm)	Full
9929R	13.5" x 136" (34 cm x 345 cm)	0.525" (13 mm)	29 lbs (13 kg)	2.52" (64 mm)	No windows / clips
9937R	13.5" x 136" (34 cm x 345 cm)	0.525" (13 mm)	34 lbs (15 kg)	2.52" (64 mm)	Full
9976R	13.5" x 144" (34 cm x 366 cm)	0.525" (13 mm)	31 lbs (14 kg)	2.52" (64 mm)	No windows / clips



ICE OVAL & LEMANS SERIES™ TOUGH LIGHT WEIGHT FOR MAXIMUM PERFORMANCE IN ICE AND PACKED SNOW OVAL SPRINT RACING.

9812R	15" x 121" (38 cm x 307 cm)	0.525" (13 mm)	33 lbs (15 kg)	2.52" (64 mm)	Full
9982R	13.5" x 116" (34 cm x 295 cm)	0.725" (18 mm)	28 lbs (13 kg)	2.52" (64 mm)	Full
9995R	15" x 116" (38 cm x 295 cm)	0.725" (18 mm)	31 lbs (14 kg)	2.52" (64 mm)	Full
9997R	15" x 121" (38 cm x 307 cm)	0.725" (18 mm)	36 lbs (16 kg)	2.52" (64 mm)	Full



SNO X™ AGGRESSIVE LUGS FOR MAXIMUM TRACTION ON SOFT, MEALY SNOXCROSS TRACKS.

9067R	15" x 121" (38 cm x 307 cm)	1.75" (44 mm)	41 lbs (19 kg)	2.52" (64 mm)	Full
NEW! 9128R	15" x 120" (38 cm x 305 cm)	1.75" (44 mm)	37 lbs (17 kg)	2.86" (73 mm)	Full



CAMOPLAST IS TOPS IN TRACKS

When over 90% of the world's new snowmobiles run on Camoplast rubber, you know you have made the right choice when you install one of our tracks.

From the very beginning of the snowmobile industry, Camoplast has been at the forefront of engineering and manufacturing the best all-rubber tracks in the world. We have invested millions of dollars in rubber track research and development, we have developed proprietary materials and processes, we have built one of the largest support teams in the industry, and we have sold over four million tracks worldwide.

Our commitment to better snowmobiling continues and is always ongoing. We continue to work hard to develop better tracks for better snowmobiling.

So no matter what you ride, where you ride, or how you ride, Camoplast has the track that's right for you.

Make it Happen

To view all Camoplast has to offer,
visit our website at www.camoplast.com

Not all tracks can be installed without modifications. Please see your Camoplast dealer for installation procedures. Because of our ongoing commitment to quality and innovation, we reserve the right, at anytime, to discontinue or change specifications, design, models or equipment without incurring any obligation. Camoplast sells only through authorized distributors. Call your local dealer for pricing and availability. Camoplast products are manufactured in USA, Canada and Finland. © All rights reserved. ® and TM are trademarks of Camoplast Inc. PRINTED IN CANADA